



District Report Card: 2017


State: Tripura	District: North Tripura
Class: 5	Subject: Language
Schools: 61	Students: 1070


Participation/Coverage


Students

GENDER 	Boys		Girls	
	Number	%	Number	%
	484	45.23	586	54.77

AREA 	Rural		Urban	
	Number	%	Number	%
	919	85.89	151	14.11

CATEGORY 	SC		ST		OBC		GEN	
	Number	%	Number	%	Number	%	Number	%
	238	22.24	197	18.41	307	28.69	328	30.65

CWSN 	LD	VI	HI	S&LD	ID	Oth
	0	2	2	1	0	12

Management 	Government		Government-aided	
	Number	%	Number	%
	1021	95.42	49	4.58

Average Performance of Students in Language (%)

Overall	Gender		Area		Management		Social Group			
	Male	Female	Rural	Urban	Govt.	Aided	SC	ST	OBC	GEN
54.98	54.12	55.69	54.20	59.74	54.43	66.39	53.47	53.54	58.41	53.72

Performance on Learning Outcomes (LOs)

Learning Outcomes	Description	Average Performance(%)
L504	Reads and comprehends independently storybooks, news items/ headlines, advertisements etc.	49.44
L508	Reads text with comprehension, locates details and sequence of events	57.75

Range of Performance of Students who Answered Correctly							
Below 30%		30% - 50%		50% - 75%		Above 75%	
Number	%	Number	%	Number	%	Number	%
146	13.64	288	26.92	448	41.87	188	17.57

Lowest Performing Learning Outcomes (LOs)

- 1 - Reads and comprehends independently storybooks, news items/ headlines, advertisements etc. (49.44)
- 2 - Reads text with comprehension, locates details and sequence of events (57.75)